

PRODUCT DATASHEET

HB FLEX DA P 240W 35 840 WT

HIGH BAY FLEX DALI | High-bay DALI-2 luminaires with up to 184 lm/W and attractive UGR



PERFOR-
MANCE
CLASS

Areas of application

- Replacement for high bay luminaires with mercury vapor or metal halide lamps
- Warehouses, logistic halls
- Industry
- Sports facilities
- High ceiling (e.g. in shopping malls, airports, commercial buildings, lobbies)

Product benefits

- Flat housing design to minimize dust accumulation and easy cleaning
- Optimized weight and size due to compact design
- Ball-proof luminaire with increased physical robustness (according to DIN 18032-3 and DIN 57710-13)
- Energy savings of up to 70 % compared to conventional high bay luminaires

Product features

- DALI-2 driver with dimming range of 10...100 %
- Different luminous flux and beam angle for mounting heights
- High luminous efficacy: up to 184 lm/W
- Lifetime (L80/B10): up to 100,000 h (at 35 °C)
- Type of protection: up to IP66
- Impact resistance: IK10



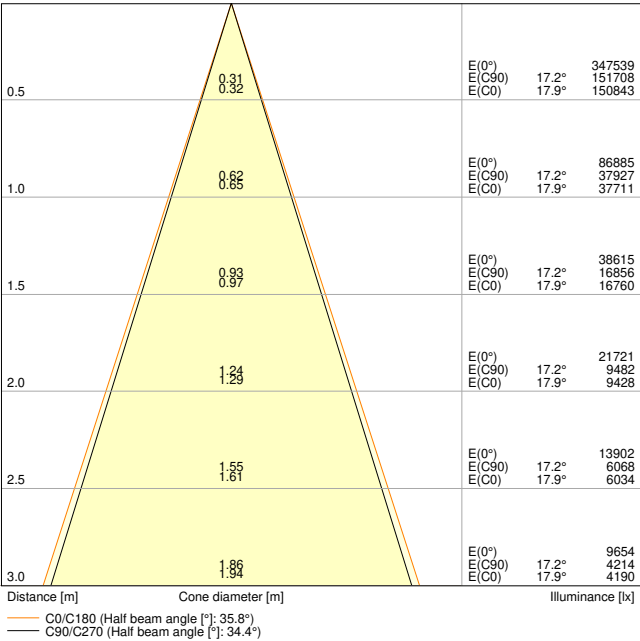
TECHNICAL DATA

Electrical data

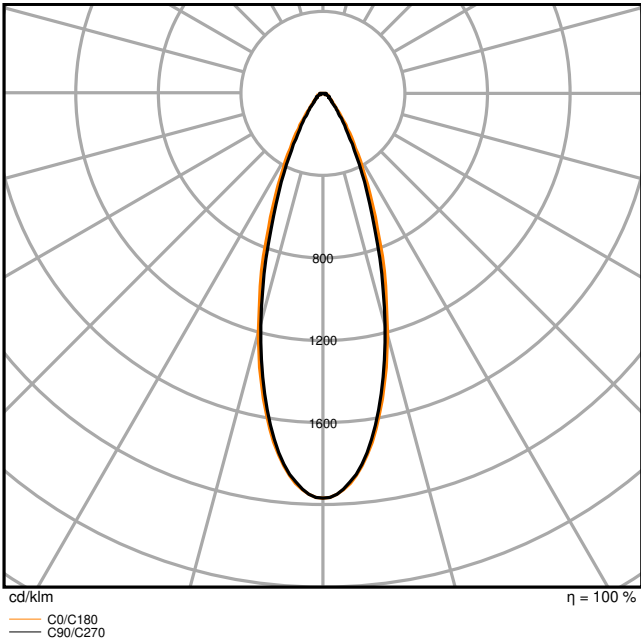
Nominal wattage	240.00 W
Nominal voltage	220...240 V
Mains frequency	0/50/60 Hz
Nominal current	1050 mA
Inrush current	60 A
Inrush current time T_{h50}	140 μ s
Max. number of luminaires per miniature circuit breaker B16	10
Max. number of luminaires per miniature circuit breaker C10	8
Max. number of luminaires per miniature circuit breaker C16	12
Power factor λ	> 0.90
Total harmonic distortion	< 15 %
Protection class	I
Operating mode	Integrated LED driver
Dimming interface	DALI-2

Photometrical data

Luminous flux	44160 lm
Luminous efficacy	184 lm/W
Color temperature	4000 K
Light color (designation)	Cool White
Color rendering index Ra	≥ 80
Standard deviation of color matching	≤ 3 sdc _m
Low flicker	Yes
Flickering metric (Pst LM)	<1
Stroboscope effect metric (SVM)	<0,4
Photobiological safety group acc. to EN62778	RG1
Beam angle	35 °



HB FLEX DA P 240W 35 840 WT



HB FLEX DA P 240W 35 840 WT

Dimensions & Weight

Length	585.00 mm
Width	320.00 mm
Height	95.00 mm
Product weight	5800.00 g
Cable length	1500 mm

Materials & Colors

Product color	White
Housing color	White
RAL Color (most similar)	RAL 9003
Body material	Aluminum
Cover material	Polycarbonate (PC)
Glow Wire Test according to IEC 60695-2-12	850 °C
Mercury content	0.0 mg

Application & Mounting

Ambient temperature range	-30...+50 °C
Temperature range at storage	-40...+80 °C

Type of connection	Cables
Type of protection	IP66
Protection class IK (shock resistance)	IK10
Dimmable	Yes
Type of dimming	DALI
Mounting type	Surface/Suspended
Mounting location	Ceiling / Wall
Application environment	Indoor
Adjustable	Yes
With light source	Yes
Replaceable light source	No

Lifespan

Lifespan L70/B50 at 25 °C	102000 h ¹⁾
Lifespan L80/B10 at 25 °C	100000 h ¹⁾
Lifespan L80/B50 at 25 °C	100000 h
Lifespan L90/B10 at 25 °C	49000 h
Number of switching cycles	200000

¹⁾ t[h]: L70 / B50 @ 25 °C (Ta), t[h]: L80 / B10 @ 25 °C (Ta), t[h]: L90 / B10 @ 25 °C (Ta)

Control gear

Output current	1000 mA
ECG - Output ripple current	< 5 %



Emergency lighting

Type of Emergency Lighting (EL)	EL certified driver (0Hz / DC operation) for central battery operation included
Type of emergency operation test	None

Certificates & Standards

Standards	CE / UKCA / EAC / CB / ENEC / Dmark
Luminaire with limited surface temperature, "D sign"	Yes
Ball shot safe	Yes
Replaceable light source (EPREL)	Not replaceable

Accessories Optional

Product image	Product name	EAN
	HB FLEX BRACKET CHAIN	4099854612787
	HB FLEX BRACKET SURFACE	4099854612800








EQUIPMENT / ACCESSORIES










- Mounting hook included
- Mounting brackets for surface and chain mounting available as separate accessory

Safety advice

- All electrical connections must be made by a qualified person.
- Caution, risk of electric shock.
- Product in protection class I. All electrically conductive, metallic housing parts that can absorb voltage during operation or during maintenance in the event of a fault must be continuously connected to the protective earthing conductor.
- To reduce the risk of strangulation the flexible wiring connected to this luminaire shall be effectively fixed to the wall if the wiring is within arm's reach.

DOWNLOAD DATA

	Documents and certificates	Document name
	User instruction / safety instructions	HB FLEX 840
	Legal information	Safety Insert G11205496
	Legal information	Informationstext 18 Abs 4 ElektroG
	Legal information	Legal Insert G11198263
	Legal information	LISO insert G11244206
	Declarations of conformity	HB FLEX LUM
	Declarations of conformity UKCA	HB FLEX LUM

Documents and certificates		Document name
	Certificates	ENEC Certificate
	EU Data Act	DALI LED Driver and Luminaires
Photometric and lighting design files		Document name
	IES file (IES)	HB FLEX DA P 240W 35 840 WT
	LDT file (Eulumdat)	HB FLEX DA P 240W 35 840 WT
	UGR file (UGR table)	HB FLEX DA P 240W 35 840 WT
	Light distribution curve type cone	HB FLEX DA P 240W 35 840 WT
	Light distribution curve type polar	HB FLEX DA P 240W 35 840 WT
CAD/BIM files		Document name
	BIM Revit 3D	Highbay Flex
Tender texts		Document name
	Tender documents	HIGH BAY FLEX DALI 240W 35 840 WT-en

LOGISTICAL DATA

Product code	Packaging unit (Pieces/Unit)	Dimensions (length x width x height)	Gross weight	Volume
4099854538827	Shipping box 1	647 mm x 402 mm x 140 mm	6906.00 g	36.41 dm ³

The mentioned product code describes the smallest quantity unit which can be ordered. One shipping unit can contain one or more single products. When placing an order, for the quantity please enter single or multiples of a shipping unit.

References / Links

– For Guarantee see www.ledvance.com/guarantee

DISCLAIMER

Subject to change without notice. Errors and omission excepted. Always make sure to use the most recent release.